



Tuya App Manual

—Without fingerprint—

- 1 Scan QR code to download Tuya APP or Search Tuya on App store to download it.



or




Scan QR code


Search TuyaSmart to download APP

Press ***** Master code **# 73 #**
on the access control Keypad for WIFI matching.

- 2 Open Tuya APP to add new equipment




- 3 Select "Auto scan", click "Searching"

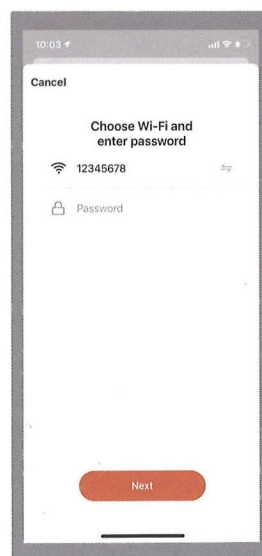


1

- 4 Connect with available devices, click "Next".

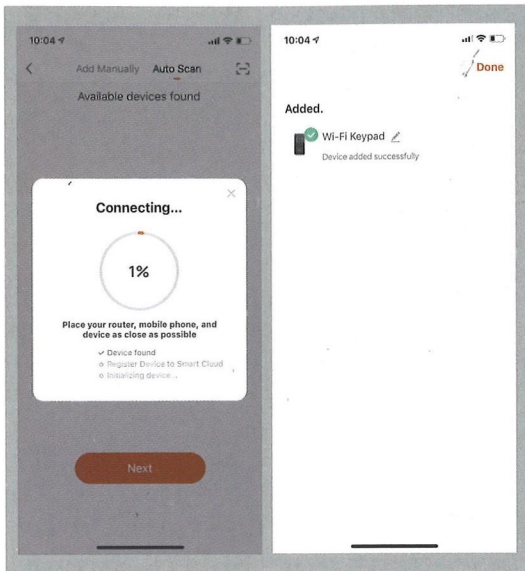


- 5 Choose Wi-Fi and enter password, click "Next".



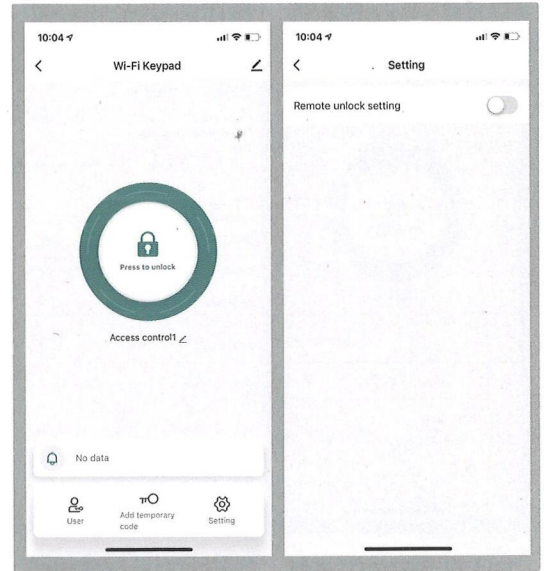
2

6 Connecting, Added successfully,click "Done".




3

7 Click setting, open remote unlock setting



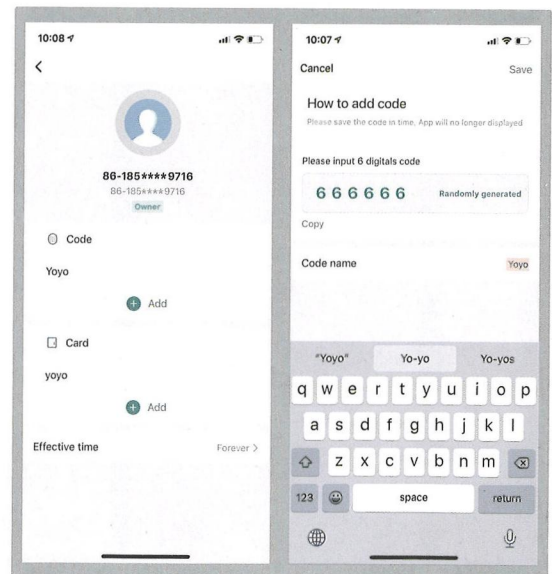
4

8 Press to unlock



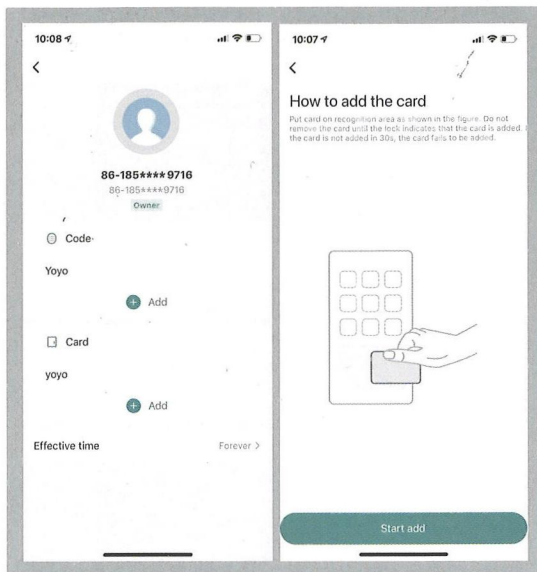
5

9 Select user, click "+" to add user, fill in name, click next step, then click "Add" to input 6 digits code or generated code randomly, fill in code name or card name, click "Save".



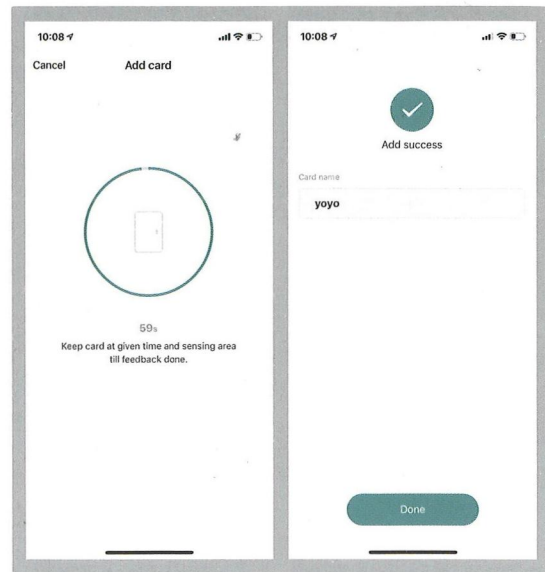
6

10 Add card by clicking start add



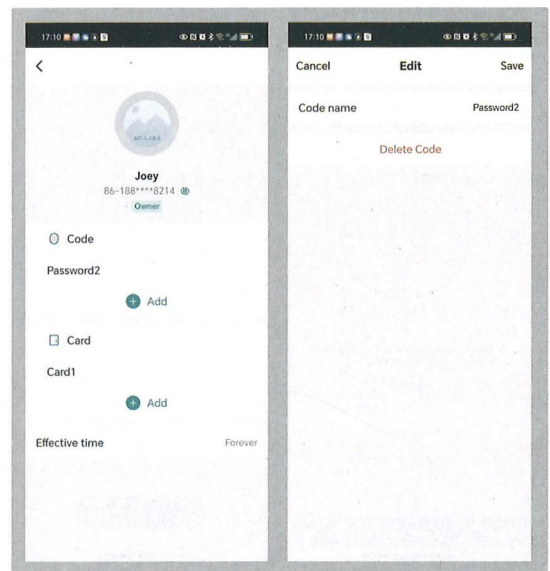
7

11 swiping one card within 60 seconds, add card successfully, then fill card name and click "Done".



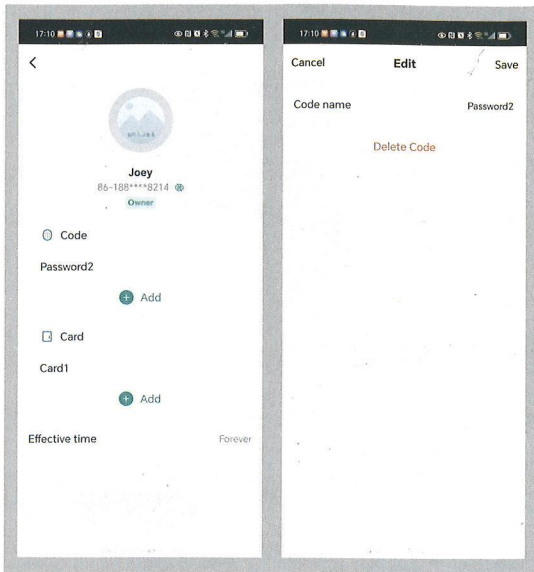
8

12 Delete code user, click "delete code", user code will be deleted.
Notice: if delete user(Joey), her code/card wont be deleted directly.



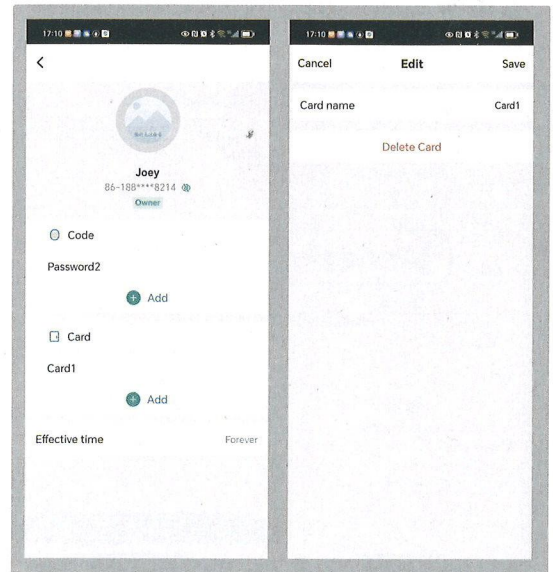
9

- 12 Delete code user, click "delete code", user code will be deleted.
Notice: if delete user(Joey), her code/card wont be deleted directly.




9

- 13 Delete card user, click "delete card", card user will be deleted.
Notice: if delete user(Joey), her code/card wont be deleted directly.



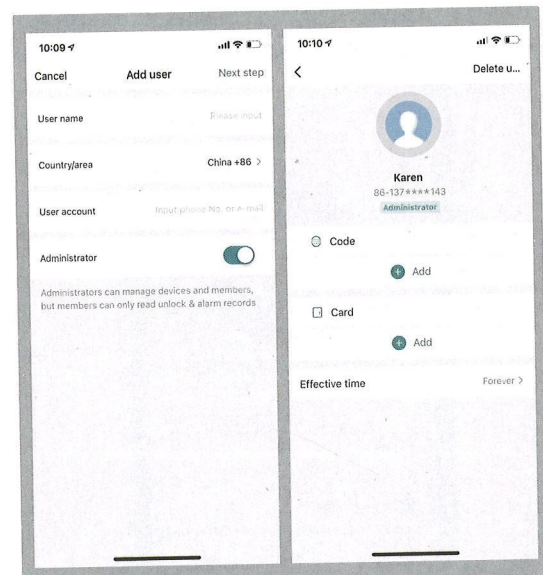
10

- 14 Add ordinary user by clicking ordinary member "+"



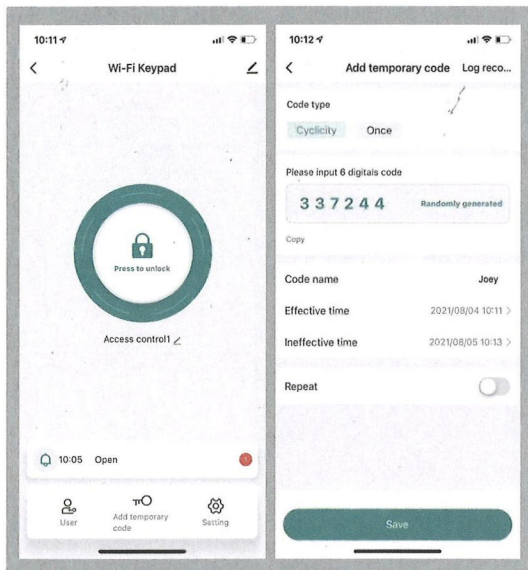
11

- 15 then input the related information and click "Next step".



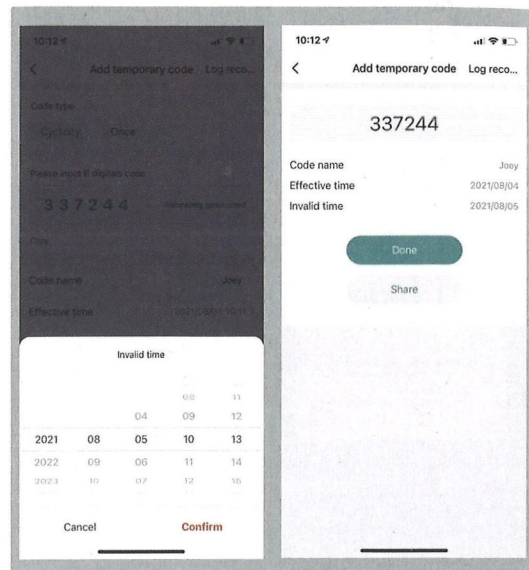
12

- 16 Add code user by clicking add temporary code cyclicly, and inputting six digits code or clicking randomly generated, then input code name.



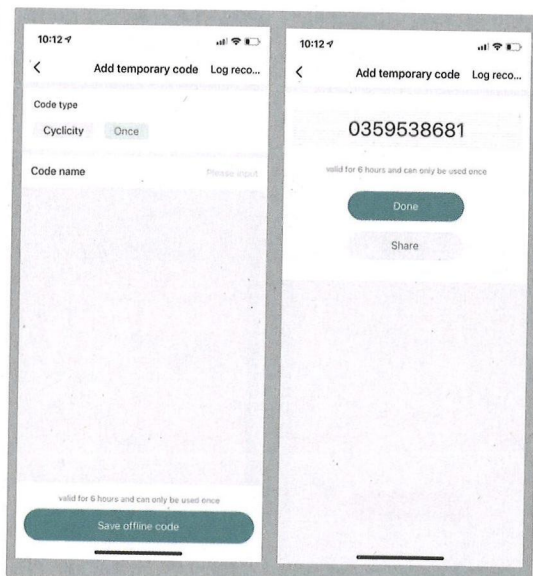
13

- 17 Set effective time and ineffective time, click "Save".



14

- 18 Add temporary code, click "Once", input code name, click "Save offline code", Done
Notice: The code valid time for 6 hours and only can be used once.



15

- 19 Door opening record check



16